

F



## TO BINGHAMTON UNIVERSITY COLLEAGUES:

## INCOME

This 2016-2021 Financial Report is here to help you understand the financial performance of the University. The report highlights the challenges we have faced over the past five years, and the progress we have made in addressing them. We are proud of the accomplishments we have achieved, and we are committed to continuing to work together to build a brighter future for our University.

The 2020-21 academic year was a challenging year for the University. The COVID-19 pandemic has had a significant impact on our operations, resulting in a decrease in enrollment and a corresponding decrease in revenue. Despite these challenges, we have managed to maintain our academic standards and provide a high-quality education for our students. We are grateful for the support of our donors and the community, which has helped us weather these difficult times.

The University has received a number of federal COVID relief funds, including the CARES Act (Economic Stimulus Payments), the CRRSAA (Consolidated Appropriations Act), and the ARPA (American Rescue Plan Act). These funds have provided us with a significant amount of additional revenue, which we have used to support our academic programs and provide financial aid to our students. We are grateful for the support of the federal government and the community, which has helped us weather these difficult times.

Looking ahead, we are confident in our ability to continue to provide a high-quality education for our students. We are committed to continuing to work together to build a brighter future for our University. We are grateful for the support of our donors and the community, which has helped us weather these difficult times.

Members of the Board of Trustees and the University's leadership have worked hard to ensure the University's financial stability. We are grateful for the support of our donors and the community, which has helped us weather these difficult times.

We hope this report provides you with a clear understanding of the University's financial performance. We are committed to continuing to work together to build a brighter future for our University.

Sincerely,


**H** **D N**  
 Vice President of Academic Affairs



TABLE 2: STATE PURPOSE EXPENDITURES		in thousands of dollars				
Academic A .ai	\$148,104	\$152,403	\$161,423	\$164,214	\$157,304	\$165,587
Admi i a i /O .e a i <sup>1</sup>	31,450	28,991	29,005	25,340	27,085	28,511
Re ea ch	2,740	2,686	2,551	2,622	2,704	2,847
S de A .ai	5,634	5,967				

TABLE 3: INCOME FUND REIMBURSEMENT EXPENDITURES		in thousands of dollars				
Academic A .ai	\$15,770	\$16,624	\$18,295	\$18,807	\$21,704	\$22,356
Admi i a i /O .e a i <sup>1</sup>	11,514	7,602	6,474	11,166	8,431	8,684
Re ea ch	2,081	3,264	3,485	2,449	2,082	2,144
S de A .ai	41,158	43,630	44,088	42,047	40,873	42,099
E e al A .ai /Ad a ceme <sup>2</sup>	23	65				
P e ide	406	500	550	333	468	482
A hle ic <sup>3</sup>	10,313	10,310	10,967	10,607	9,394	9,676
DDEI <sup>4</sup>		10				
C mm ica i a d Ma ke i g <sup>5</sup>				157	247	254
<b>OTAL</b>	<b>\$</b>	<b>\$</b>	<b>\$</b>	<b>\$</b>	<b>\$</b>	<b>\$</b>

1. Admi i a i Di i e amed O .e a i i 2013 14  
 2. E e al A .ai e amed Ad a ceme i 2012 13  
 3. A hle ic a dF dai e .e a edf m Admi i a i i 2014 15  
 4. DDEI c ea edf m Admi i a i a d R ad Ma .i 2014 15





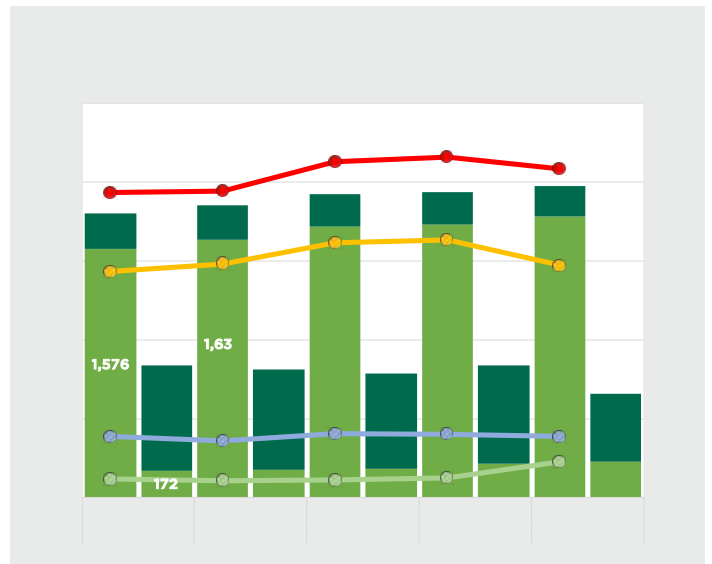


FIGURE 10: FULL-TIME TENURED AND TENURE-TRACK FACULTY

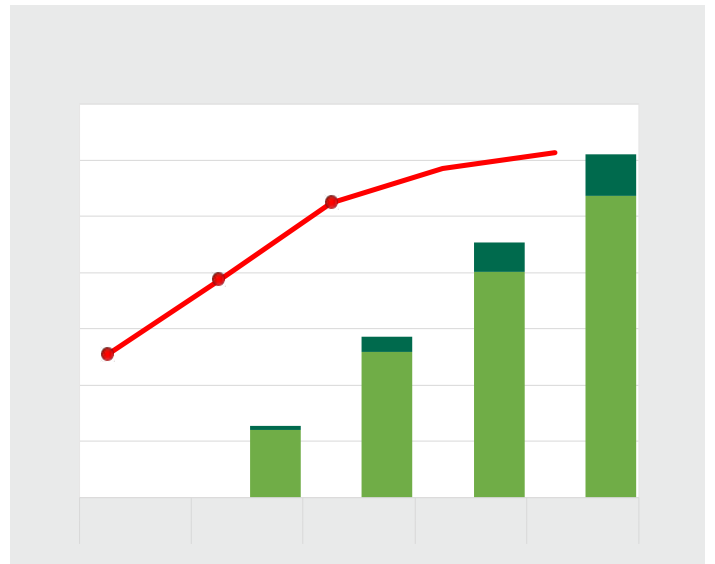






TABLE 7: INCOME FUND REIMBURSABLE (IFR) EXPENDITURES BY SCHOOL/COLLEGE					in thousands of dollars	
CCPA (i cl de GSE)	\$473	\$599	\$1,055	\$716	\$257	
G ad a eSch l	1,282	1,485	1,467	1,385	997	
Decke	366	410	626	552	836	
Ha	4,732	5,039	3,604	2,339	3,373	
Ma ageme	235	408	683	1,080	697	
Pha mac	93	295	438			







# U N I

**O P**  
Bi gham U i e i  
PO B 6000  
Bi gham , NY 13902

bi gham .ed /e ide